



OPTO ENGINEERING

# ITA89-GM-10C-EL | DATASHEET

Area scan camera 8.9MP, Sony IMX267, CMOS Global shutter, 1", Mono, 1 GigE, POE, C mount, with integrated liquid lens controller



## KEY ADVANTAGES

### MADE IN ITALY

Cameras designed and manufactured in Italy by Opto Engineering.

### EASY INSTALLATION

Built-in liquid lens control: no external driver needed.

### TOP QUALITY SERVICE

5 years warranty.

### HIGH ROBUSTNESS

Aluminum body & steel lens mount, shock & vibration certified, wide temperature range.

### MAXIMUM CONNECTIVITY

Isolated PoE supply, broad range of I/Os.

### HIGH PROCESSING CAPABILITY

Large on-board image buffer, large FPGA.

### EXCELLENT QUALITY/PRICE RATIO

GEN*i*CAM

**GigE**  
VISION

1288  
EMVA Standard Compliant



The **ITALA-G.EL series** is a series of GigE Vision industrial cameras with integrated liquid lens control designed and built in Italy by Opto Engineering®.

## KEY FEATURES



1 GIGE



12-24 VOLT



POWER OVER  
ETHERNET



12-BIT DEPTH



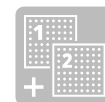
BURST



IMAGE COM-  
PRESSION



FAST  
TRIGGER  
MODE



DUAL  
EXPOSURE



SEQUENCER




PRECISION  
TIME  
PROTOCOL



SCHEDULED  
ACTION  
COMMAND



REGION OF  
INTEREST



BINNING  
AND  
DECIMATION



CHUNK DATA



LIQUID LENS  
CONTROLLER



AUTOFOCUS



OPTO  
ISOLATED I/O



ENCODER



API C



API C++



API C#



API Python



WINDOWS



LINUX

All product specifications and data are subject to change without notice to improve reliability, functionality, design or other. Photos and pictures are for illustration purposes only. Data are reported by design, actual lens performance may vary due to manufacturing tolerances.

## SPECIFICATIONS

## Sensor Specification

Megapixel	8.9
Resolution	4112 x 2176
Sensor format	1"
Sensor diagonal	(mm) 16.0
Pixel size	(μm) 3.45
Sensor model	IMX267
Sensor type	CMOS
Shutter	Global
Chroma	Mono

## Connectivity

Data connector	RJ45
Data interface	1 GigE
I/O connector	12-pin Hirose
I/O interface	2x opto-isolated input 1x opto-isolated output
Serial interface	no
Liquid lens controller	yes (EL-3-10, EL-16-40)
Encoder interface	yes, incremental
Power supply	(V) 12-24, PoE (IEEE 802.3af class 2)
Max power consumption <sup>2</sup>	(W) 5.6

## Compliance

Standards	GigE Vision 2.2, GenICam, GenTL
Client software	ITALA View or other GigE Vision 2.x software
Operating systems	64-bit Windows 10/11 Ubuntu 18.04/20.04/22.04
Shock and vibration	EN 60068-2-27 EN 60068-2-6 EN 60068-2-64
Warranty	(years) 5

## Mechanical Specifications

Mount	C
Dimensions	(mm) 40.5 x 40.5 x 51.2
Clamping system	16x M3 threaded holes (on all sides)
Mass	(g) 142

## Camera Specification

Filter	AR glass
Frame rate <sup>1</sup>	(fps) 13.1
Frame rate burst	(fps) 20.8
Exposure time	1.51 μs - 10 s
ADC resolution	(bit) 10/12
Dynamic range	(dB) 70.0
Gain range	(dB) 0-48
SNR	(dB) 40.0
Image buffer	(MB) 384
Image processing	Binning, decimation, ROI, gamma, black level, LUT, defective pixel correction
Pixel formats	Mono 8/ 10p/ 10Packed/ 12p/12Packed
Chunk data	yes
User sets	3
Timers/Counters	2/4
Synchronization	Free run, software trigger, hardware trigger, PTP (IEEE 1588)

## Environment

Operating temperature <sup>3</sup>	(°C) -25 - +65
Storage temperature <sup>4</sup>	(°C) -10 - +60
Operating relative humidity	(%) 20-80, non condensing
IP rating	IP30

<sup>1</sup> Color-model's fps are calculated using BayerRG8 pixel format

<sup>2</sup> Measured with 24V power supply and liquid lens connected to the camera

<sup>3</sup> Case temperature, measured on the front part of the camera body

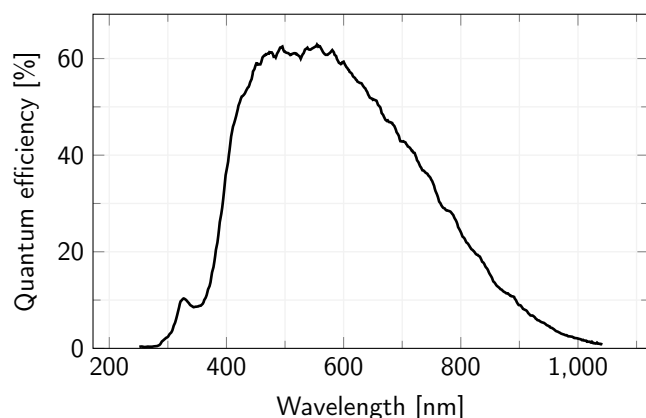
<sup>4</sup> Ambient temperature

## HIROSE PINOUT

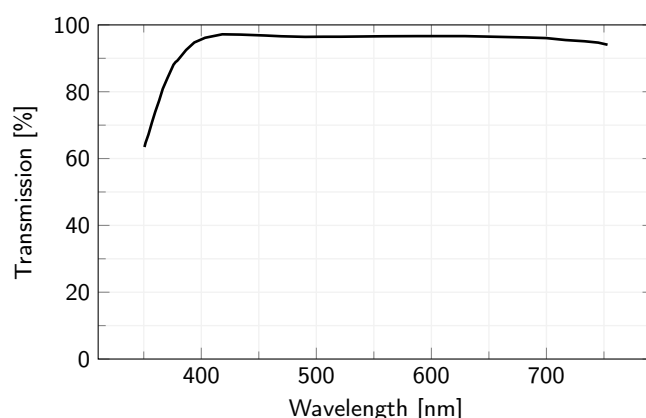


Pin	Signal
1	GND
2	+VIN
3	Lens -
4	Opto IN 0
5	Lens +
6	Opto OUT 0
7	Opto REF GND
8	Lens SCL
9	Lens SDA
10	Opto REF V+
11	Opto IN 1
12	Lens +3.3V

## SENSOR QUANTUM EFFICIENCY



## FILTERS TRANSMISSION



## RECOMMENDED ACCESSORIES

Opto-Engineering® suggests the following accessories to power the camera:

- **RT-A72-0418-05**, Ethernet cable, CAT6A, industrial level, high flexible cable with screw, 5 m
- **RT-A65-7105-05**, I/O cable, side 1 HIROSE 12 pin, side 2 cable end, 5 m
- **RT-POE15M-1AFE-R**, 15.4W Single Port Power-over-Ethernet IEEE802.3af Power Injector

## COMPATIBLE PRODUCTS

Full list of compatible products available [here](#).



A wide selection of innovative machine vision components.